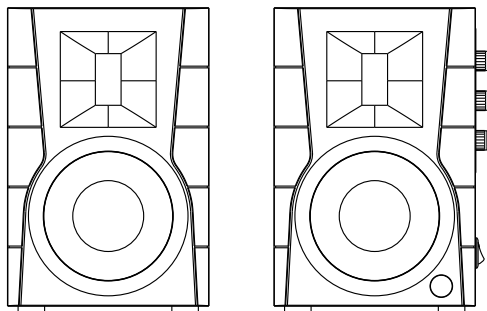




HiVi-Swans D100

Multimedia Active Speaker Manual



For Multi-language Instructions:

Please scan the QR code. You will be guided to select and view/download the manual in your preferred language.


Warning


IMPORTANT SAFETY INSTRUCTIONS

WARNING

To reduce the risk of fire or electric shock, do not expose this apparatus to rain or moisture.



 The lightning flash is intended to alert you to the presence of uninsulated "dangerous voltage" within the product's enclosure that may be of sufficient magnitude to constitute an electric shock to persons.

 The exclamation point is intended to alert you to the presence of important operating and maintenance (servicing) instructions in the literature accompanying the appliance.

Before connecting or using this apparatus, do read carefully all safety warning and instructions. Please keep this instruction for future reference.

This device should be installed or set up in a position that ventilation can be assured.

Never put the device in a place that air flow over the ventilation openings might be hindered, such as in a bookshelf or a drawer.

This product should be operated only from the type of power source indicated on the back panel of the device. The power cord of this product should be restored in a place that is less possibly be walked on or get pierced, especially its plug, convenience receptacles and the point where power cord exit from the apparatus.

Before cleaning this product, make sure the plug is disconnected from the outlet. Proceed with the cleaning in the way that this instruction recommends only.

When this product is not in use for a long time, make sure to unplug the power cord from the AC outlet.

If below problem happens, send this product to a qualified service personnel for repairing.

A. Power cord or power plug is damaged.

B. Objects have fallen or liquid has been spilled into this product.

C. This product is exposed to rain or other liquid.

D. This product functions abnormally or very poorly.

E. This product has been dropped or has a damaged enclosure.

Never to attempt to repair this product by yourself. Refer all servicing to a qualified servicing personnel.

CAUTION

To reduce the risk of electric shock, the power plug must be completely inserted into an AC outlet.

This product does not contain any parts or components that can be repaired by users themselves. Do not open the enclosure, otherwise it may result in an electric shock. Refer all servicing to a qualified servicing personnel.

When you unplug this product from AC outlet, do hold the power plug and pull.

Do not pull the power cord. Do not overload AC outlets or the extension cord, as this can lead to risk of fire or electric shock.

Warning

When repairing or replacement of parts is required, make sure the service technician has used the parts/components specified by the manufacturer or parts/components that have the same characteristics as the original parts/components. Unauthorized substitutions may result in risk of fire, electric shock or other hazards.

POWER SOURCE

Before connecting this product with AC outlet, do check and make sure the electric supply voltage is as same as it is marked on the rear panel of this product.

WARNING: It's very dangerous to insert a power plug that has bare wire into an AC outlet.

DECLARATION

This product does not contain any parts or components that can be repaired by users themselves. If there is any malfunction, refer to this instruction or ask for repair by a qualified service technician. Do not try to repair by yourself, otherwise the manufacturer will not be responsible for any consequences resulted there from.

FCC Warning

This device complies with Part 15 of the FCC Rules. Operation is subject to the following two conditions:

(1) This device may not cause harmful interference, and (2) this device must accept any interference received, including interference that may cause undesired operation.

NOTE 1:

This equipment has been tested and found to comply with the limits for a Class B digital device, pursuant to Part 15 of the FCC Rules. These limits are designed to provide reasonable protection against harmful interference in a residential installation. This equipment generates uses and can radiate radio frequency energy and, if not installed and used in accordance with the instructions, may cause harmful interference to radio communications. However, there is no guarantee that interference will not occur in a particular installation. If this equipment does cause harmful interference to radio or television reception, which can be determined by turning the equipment off and on, the user is encouraged to try to correct the interference by one or more of the following measures:

- Reorient or relocate the receiving antenna.
- Increase the separation between the equipment and receiver.
- Connect the equipment into an outlet on a circuit different from that to which the receiver is connected.
- Consult the dealer or an experienced radio/TV technician for help.

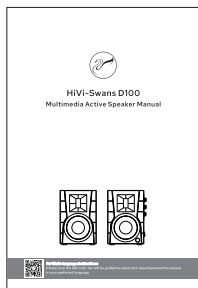
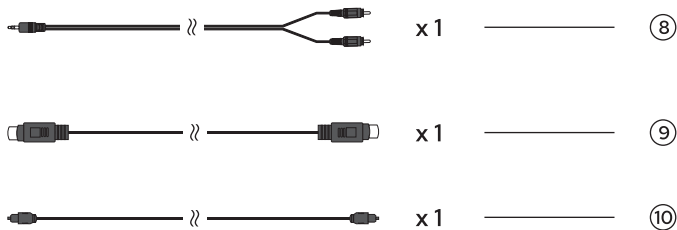
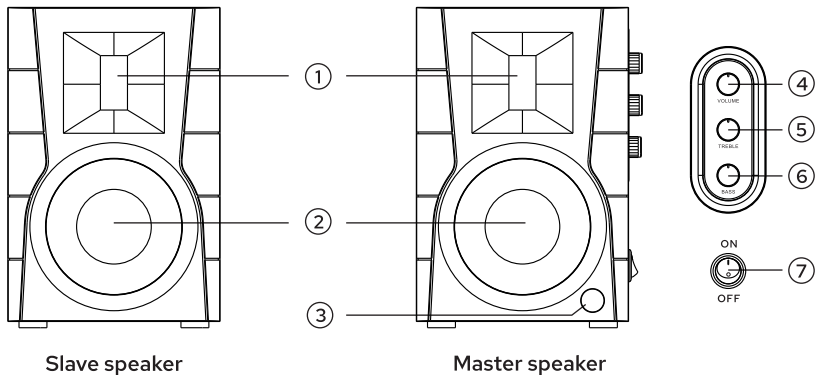
NOTE 2:

Any changes or modifications to this unit not expressly approved by the party responsible for compliance could void the user's authority to operate the equipment.

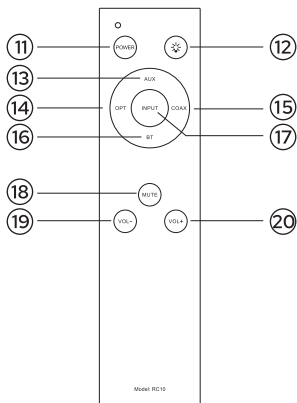
This equipment complies with the FCC RF radiation exposure limits set forth for an uncontrolled environment. This equipment should be installed and operated with a minimum distance of 20cm between the radiator and any part of your body.

Unpacking & Schematic Diagram

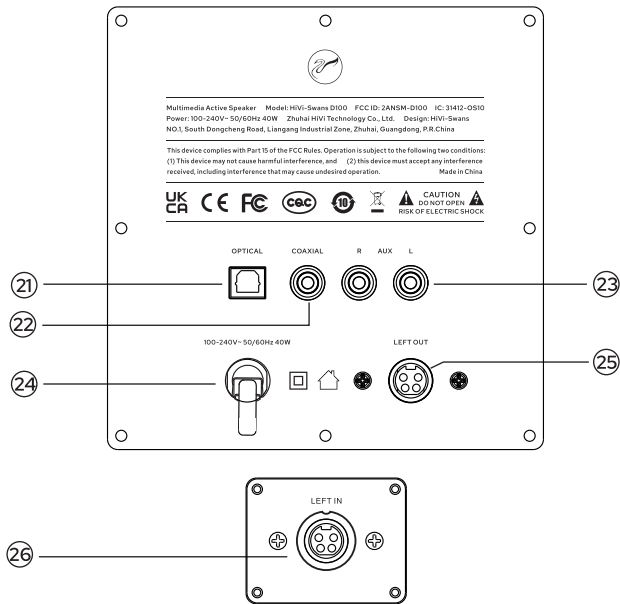
Please make sure all the following components are in the box.



Manual

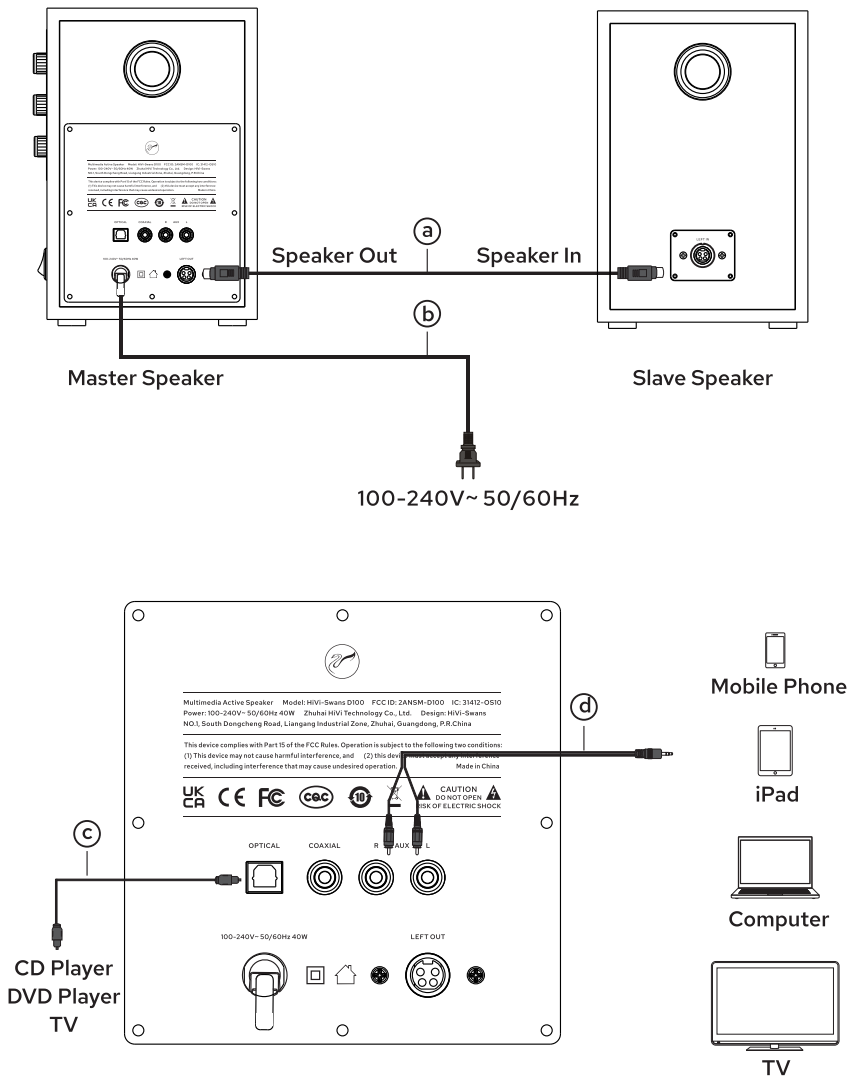


Unpacking & Schematic Diagram



- | | |
|--|-----------|
| 1. Tweeter | 2. Woofer |
| 3. Receiver / Indicator Light | |
| 4. Volume Control: Turn clockwise to increase the volume | |
| Press repeatedly to cycle through the available modes (AUX, Bluetooth...) | |
| 5. Treble Control: $\pm 3\text{dB}$; clockwise $+3\text{dB}$, counterclockwise -3dB | |
| 6. Bass Control: $\pm 3\text{dB}$; clockwise $+3\text{dB}$, counterclockwise -3dB | |
| 7. Power Switch: ON / OFF | |
-
- | | |
|------------------------------|-----------------------------|
| 8. RCA to 3.5mm Audio Cable | 9. Speaker Connection Cable |
| 10. Optical Connection Cable | |
-
- | | |
|--|--|
| 11. Power | 12. LED: ON / OFF |
| 13. AUX Input (Indicator Light Light Blue) | 14. Optical Input (Indicator Light White) |
| 15. Coaxial Input (Indicator Light Purple) | 16. Bluetooth Input (Indicator Light Blue) |
| 17. Input Mode Select | 18. Mute (Indicator Light Red) |
| 19. Volume Down | 20. Volume Up |
-
- | | |
|-----------------------|-----------------------|
| 21. Optical Interface | 22. Coaxial Interface |
| 23. AUX Interface | 24. Power Cable |
| 25. Left Speaker Out | 26. Left Speaker In |
-

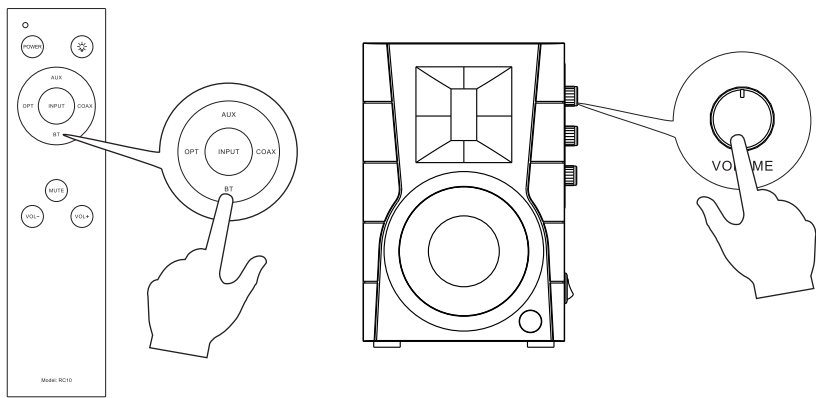
Speaker Connection



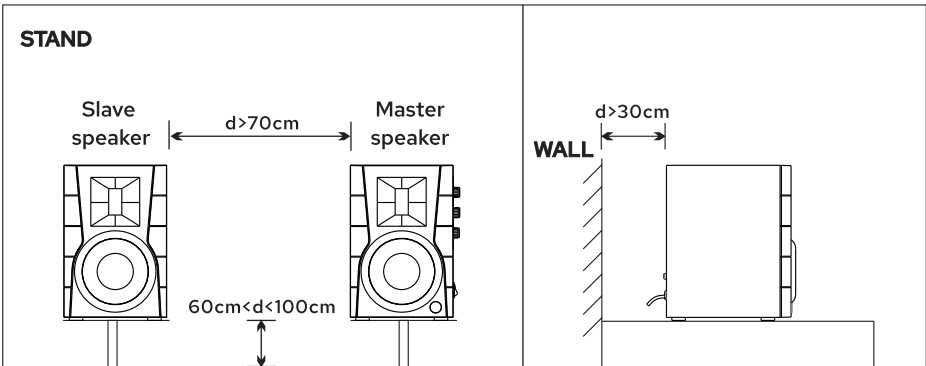
- a) Connection of master speaker and slave speaker.
- b) Connect master speaker to the power source.
- c) Optical connection with CD Player/DVD Player/TV.
- d) AUX connection with computers, TV or tablets etc.

Bluetooth Connection

Select Bluetooth mode via the remote control or press Volume control on the side panel. Indicator light should flash blue. Choose D100 on your phone. Steady blue light indicates successful Bluetooth connection.



Speaker Placement



Specifications

Series:	Multimedia Active Speaker
Model:	HiVi-Swans D100
System Type:	2-way 4th-order vented speaker system
Drivers Configuration:	4" woofer, isodynamic ribbon tweeter
Frequency Response:	60Hz - 20kHz(±3dB, Free Space)
Audio Input:	Bluetooth 5.0/Optical/Coaxial/Line
Output Power:	31w+31w RMS , Total 62w RMS
DSP Active Filter Frequency:	2.8kHz
Bass & Treble Tuning:	±3dB
Dimensions (W×H×D):	162×230×188mm
Net Weight (each):	Master: 2.6kg Slave: 2.2kg


Burn-in

Burn-in is the procedure which can enable the speakers to perform best acoustically. A period ranging from 48-100 hours of usage is recommended before both the amplifier and speaker drivers behave optimally. Alternatively, you can listen 2 or 3 hours every day at a medium volume, and the speakers will be burned-in one month or so.

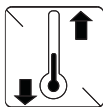
Maintenance



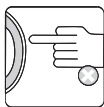
a)



b)



c)



d)



e)

- a) Avoid magnetic disturbance.
- b) Do not place under the sunshine for a long time.
- c) Do not place in high temperature or moist environment for a long time.
- d) Do not touch the drivers with your hands.
- e) Avoid corrosive liquids and gases.

Trouble Shooting

1. If there is problem with sound quality.

- a) Check if all the drivers are working.
- b) Check that audio cables are firmly connected at both ends.

2. If there is no sound from either of the speakers:

- a) Check if the device is on and if a source is playing.
- b) Check if the volume is not on minimum.
- c) Check if there is broken or short circuit with the cable connecting speakers and audio source.

3. If there is no sound coming from one of the speakers:

- a) Check the setting of the audio source.
- b) Check that all the audio cable are firmly connected at both ends.

After-Sales services

If you still could not resolve your issue, please contact the seller for customer service.

Notice


1. Using the same type or similar type of battery, otherwise it may cause explosion.


2. Keep the battery away from sunlight, heat or fire.

3. Please remove batteries from the remote, if it is not used for a long time.

4. If the battery is aged, the effective control distance of the remote will be less.

Change the battery when this happens.

5.  Please abide by your local regulations when discarding the battery. Please do not discard the battery along with other rubbish.

6.  This icon means this product is a CLASS II device or it comes with double insulation. It does not need earth lead.

7.  This icon means this product is only suitable for indoor use.

IC Warning

This device contains licence-exempt transmitter(s) that comply with Innovation, Science and Economic Development Canada’s licence-exempt RSS(s). Operation is subject to the following two conditions:

- (1) This device may not cause interference.
- (2) This device must accept any interference, including interference that may cause undesired operation of the device.

L’émetteur/récepteur exempt de licence contenu dans le présent appareil est conforme aux CNR d’Innovation, Sciences et Développement économique Canada applicables aux appareils radio exempts de licence. L’exploitation est autorisée aux deux conditions suivantes:

- 1. ‘appareil ne doit pas produire de brouillage;
- 2. ‘appareil doit accepter tout brouillage radioélectrique subi, même si le brouillage est susceptible d’en compromettre le fonctionnement.

RF exposure statement

This equipment complies with the ISED radiation exposure limits set forth for an uncontrolled environment. This transmitter must not be co-located or operating in conjunction with any other antenna or transmitter.

Cet équipement est conforme aux limites d'exposition aux rayonnements de l'ISED établies pour un environnement non contr lé. Cet émetteur ne doit pas être colocalisé ou fonctionner en conjonction avec une autre antenne ou un autre émetteur.

operating temperature: 0°C-40°C

Hereby, (Zhuhai HiVi Technology Co., Ltd.) declares that the radio equipment type [Multimedia Active Speaker] is compliance with Directive 2014/53/EU.

The full text of the EU declaration of conformity is available at the following internet address: www.swanspeakers.com



Operating Frequency Range	The maximum RF Output Power
Bluetooth 2402-2480 MHZ	-0.47dBm

EU Declaration of Conformity

We, hereby declare that the essential requirements set out in the **RED Directive 2014/53/EU**, have been fully fulfilled on our product with indication as below:

Product Name Multimedia Active Speaker

Model D100

The following standards have been applied for the investigation of compliance:

<input checked="" type="checkbox"/> Safety	EN IEC 62368-1: 2020+A11:2020
<input checked="" type="checkbox"/> Health	EN 62479:2010 EN 50663:2017
<input checked="" type="checkbox"/> EMC	ETSI EN 301 489-1 V2.2.3 (2019-11) ETSI EN 301 489-17 V3.2.4 (2020-09)
	EN 55032: 2015/A11:2020 EN IEC 61000-3-2:2019/A1:2021 EN 61000-3-3:2013/A1:2019 EN 55035:2017/A11:2020
<input checked="" type="checkbox"/> Radio	ETSI EN 300 328 V2.2.2 (2019-07)

The conformity assessment procedure referred to in Article 17 and detailed in Annex III of Directive 2014/53/EU has been followed with the involvement of the following Notified Body:

2280 MiCOM Labs Inc.

and issued the EU-type examination certificate.

Furthermore, the ISO requirement for the in-process quality control procedure as well as the manufacturing process has been reached. The technical document as well as the test reports will be kept for a period at least 10 years after the last product has been manufactured at the disposal of the relevant national authorities of any Member State for inspection.

Detail contact information for this declaration has been listed below as the window of any issues relevant for this declaration.

Manufacturer Information:

Company	Zhuhai HiVi Technology Co., Ltd.		
Address	NO.1, South Dongcheng Road, Liangang Industrial Zone, Zhuhai, Guangdong, P.R. China		
Name/Title	Vemi Liang/Product Certification Specialist	E-mail	vemi.liang@swanspeakers.com
Tel. No.	+86-18198795340	Fax No.	

Vemi Liang

Signature / stamp Date: Mar 10, 2025



www.swanspeakers.com <https://www.facebook.com/SwansSpeakers/> Ver 1
Zhuhai HiVi Technology Co., Ltd. E-mail: sales@swanspeaker.com
No.1, South Dongcheng Road, Liangang Industrial Zone, Zhuhai, Guangdong, P.R.China

Due to the reasons in the change of design or others, product information contained here may not be in conformity with product itself. We reserve the right of no prior notice before change.